

A LOOK AHEAD AT NOVEMBER 2022: What's the Mood of Minnesotans?



TODD RAPP
RAPP STRATEGIES, INC.

PETER LEATHERMAN
THE MORRIS LEATHERMAN COMPANY

Methodology

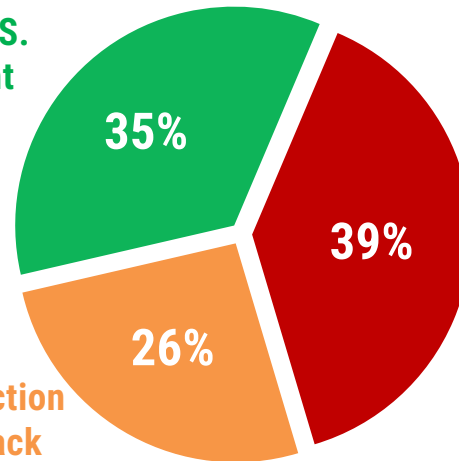
- Telephone survey - 89 questions
- Co-sponsored by Rapp Strategies and Morris Leatherman
- Conducted in mid-February 2022
- 800-sample matches demographics of Minnesota adults
- Margin of Error is $\pm 3.5\%$
- Reminder – surveys are a snapshot in time



“Prairie Home Optimism” Among Minnesotans

- Key issue: Inflation
- Unique issue: Climate Change
- Trusted party on key issue: D
- Biden job approval: 87%
- Walz job approval: 92%
- Trust cable TV news: 69%

Both MN and U.S. heading in right direction



Can't say either headed in right direction

- Key issue: Inflation
- Unique issue: Election integrity
- Trusted party on key issue: R
- Biden job approval: 10%
- Walz job approval: 21%
- Trust cable TV news: 43%

MN – right direction
US – wrong track

“Prairie Home Optimism”

- Key issue: Inflation
- Unique issue: Mental Health Crisis
- Trusted party on key issue: Slightly D on key issues
- Biden job approval: 44%
- Walz job approval: 71%
- Trust cable TV news: 53%

Crime as a Hot Button Issue

Concerns about Crime in your Community	
Very concerned	9%
Somewhat concerned	34%
Not too or Not at all	57%

No partisan difference

DFL more likely to say yes

Feel Safe Going Out in Mpls & St. Paul *	
Yes	36%
Certain times of day	27%
No	36%

** Asked of those who don't live in MSP*

Police Funding	
Receive too much	11%
Not enough	42%
Right amount	42%

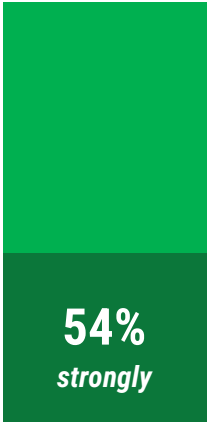
Little partisan difference

Rep & Ind more likely to say not enough

Trust to Protect Community and Prevent Crime	
Local police	86%
District judges	71%
County prosecutors	63%

Will COVID-19 Change Education?

80%



Shows we need daily interaction in classrooms with teachers



14%



Shows we need fewer teachers and classroom time



All considered "important concerns"

Ranking of Covid Threats to Education

1. Student mental health
2. Student physical health
- 3a. Staff physical health
- 3b. Quality of education

Rating of Education Quality

	Excellent	Good
In-school learning, pre-COVID	29%	58%
Hybrid learning	9%	48%
Distance learning	9%	42%



Race Relations in the U.S.

Getting Better	10%
Getting Worse	44%
About the Same	43%
Don't know	3%

Largest Differentials: “Getting Worse”

- **Urban core vs. Rural**
- **Distrust Social Media and Cable vs. Trust one or both**
- **50–50 on Walz re-elect vs. More decisive on Walz re-elect (for or against)**

Almost No Difference

- **Dem vs. Rep vs. Ind**
- **Children at home vs. None**
- **Male vs. Female**
- **College vs. No Degree**

Trust in News Sources



Trust <u>neither</u> social media nor cable news	37%
Trust <u>cable</u> news more	24%
Trust <u>social</u> media more	6%
Trust <u>both</u>	30%

- Conservatives
- Trump in 2024!
- HS education or less
- U.S. and MN on wrong track

- Parents with children at home
- 18-34 year olds
- Both U.S. and MN headed in right direction

- 27% are using social media more than one year ago, 28% less
- Nearly ½ of increased social media use comes from 18-34 age group

Views on Divided Government

Do you think that divided government means better government in Minnesota?



	<u>2022</u>	<u>2021</u>
Much better	8%	10%
A little better	20%	36%
A little worse	22%	11%
Much worse	19%	7%
No difference	24%	36%
Other/Don't know	8%	1%

Who Changed the Most from 2021?

- ✓ Democrats
- ✓ Male
- ✓ Parents
- ✓ 18-49 year olds
- ✓ Metro
- ✓ Growth areas

Most Satisfied With Divided

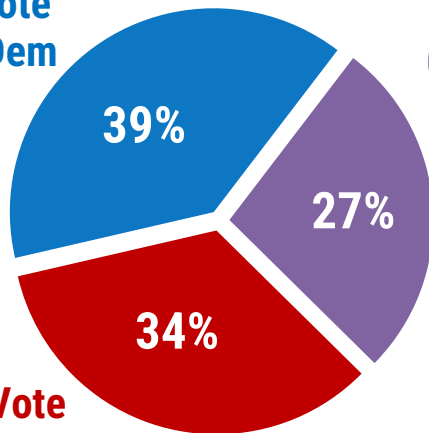
- Independents
- MN and U.S. moving in right direction
- Walz took right steps with pandemic

Least Satisfied With Divided

- Republicans
- Neither place moving in right direction
- Walz abused his powers

Ticket Splitting in 2022

Plan to Vote Straight Dem



Plan to Vote Straight Rep

Currently Split Ticket



About these Ticket-Splitters

- Half self-identity as Democrats or Republicans
- Key issues: inflation, mental health, international stability
- 66% worried about the future of American democracy
- 47% trust neither cable news nor social media
- 41% didn't vote in 2020 🤔
- 3% want Trump to run in 2024

METHODOLOGY:

Party ID, likelihood to support Walz, and generic ballots for Congress and state legislature


Measurements of Party ID

Generic Ballot for Congress	
Dem	48%
Rep	45%
Don't know	7%

Party ID	
Dem	44%
Rep	39%
Ind	16%
Other	1%

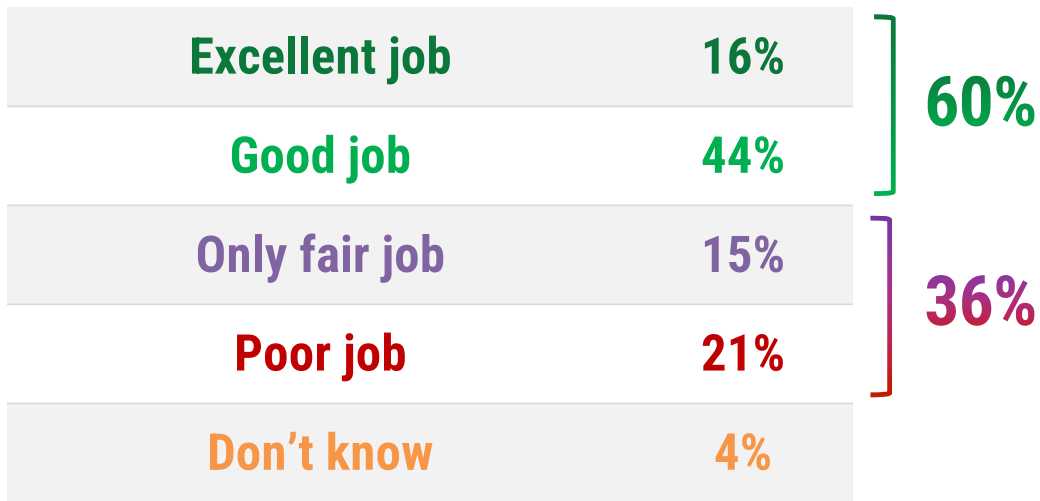
Generic Ballot for State Legislature	
Dem	51%
Rep	40%
Don't know	9%

President 2020	
Didn't vote	21%
Biden	40%
Trump	33%
Other/Don't know	6%





Governor Walz: Success at Achieving the “One Minnesota” Promise?



<u>Excellent/Good Ratings</u>	
Dem	98%
Ind	64%
Rep	14%


Financially stressed	70% 🤔
Financially comfortable	53%

Union member	48%

Metro area	70%
Growth area	66%
Rural area	51%

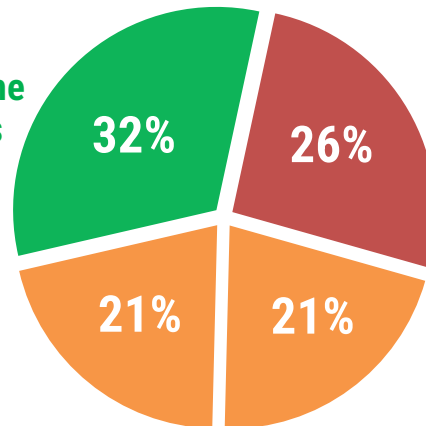
“Prairie Home Optimism”	76%
Ticket splitters	71%

Gov. Walz's Management of COVID-19 Pandemic



57% of Dem land here
59% of likely Walz voters


Walz took the right steps




Walz took important steps, but his executive orders lasted too long

Walz abused his powers

Walz took important steps, but should have included legislators more and his cabinet less

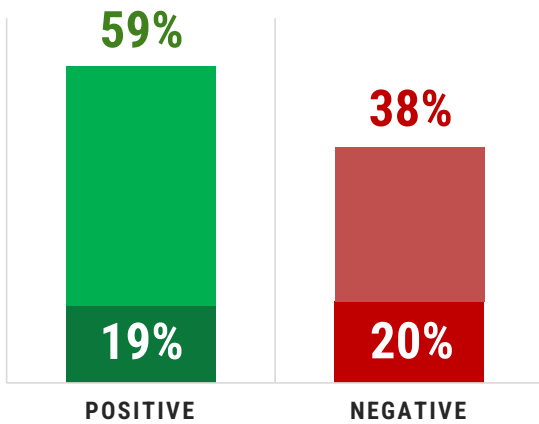


62% of GOP land here
84% of Trump '24



57% of Prairie Home Optimists land here
67% of ticket-splitters

Job Approval Generally



Governor Walz Re-Elect Numbers

Likelihood to Support

Almost Certain	19%	46%
Very Likely	27%	
Not Very Likely	10%	38%
No Way	28%	
50 - 50	15%	

- 59% *trust neither cable news or social media*
- 71% *believe MN is heading in right direction*
- 77% *worried about future of American democracy*
- 60% *believe race relations are getting worse*
- 62% *trust local school districts to make the right decisions on critical race theory*
- 71% *not concerned about crime in their community*
- 71% *don't feel 24-7 safe in Mpls or St. Paul, at least part of day*
- 50% *want funding for police to increase, 3% decrease*
- 29% *believe divided government worse than one-party*
- 39% *did not vote in 2020*



The 2024 Presidential Race

Biden Approval: 46% positive	Intensity Gap	Minus 21 pts
	DEM	89% positive
	IND	27%



Intensity gap is the difference in strong opinions of Biden's performance

Will Biden run? 29% Yes	DEM	49% Yes
	IND	24%
	GOP	10%

Do you hope Biden runs? 37% Yes	DEM	70% Yes
	IND	17%
	GOP	5%

Among MN Republicans:

Should Trump run again?	
2022	32%
2021	48%



A Trump-like straight talker?	
2022	43%
2021	33%

More middle of the road?	
2022	24%
2021	13%

Other Interesting Stuff



Support For . . .

 Need Photo ID to vote	81%
Page Education Amendment (Senate version)	71%
Cities should limit annual increases in rent	60%
Require proof of vaccination to attend public school	44%
 Legalize recreational use of marijuana	42%

Atty Gen Ellison Re-Elect

Almost certain to support	10%
Very likely	18%
Not very likely	14%
No way	29%
50 – 50	22%
Don't know	7%